


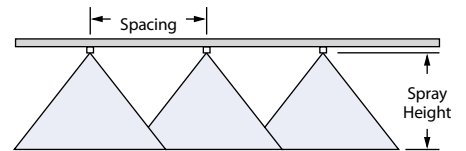


FullJet® Wide Angle Full Cone Spray Tips



Features:

- Large droplets to reduce drift.
- Excellent spray distribution over a range of pressures 15–40 PSI (1–3 bar).
- Ideal for use on rigs with sprayer controllers.
- Wide spray angle allows use on 40" (100 cm) spacings.
- Available in VisiFlo® color-coding system in all stainless steel or Celcon® with stainless steel vane.
- Can be used with CP25607-* -NY for Quick TeeJet® connection. Reference page 63 for more information.



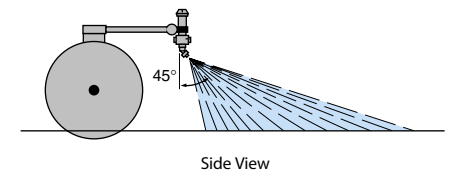
Optimum Spray Height

50 cm	50 cm*
75 cm	75 cm*
100 cm	100 cm*

FullJet nozzles should be angled 30°–45° from vertical for uniform spray distribution.

*Wide angle spray nozzle height is influenced by nozzle orientation. The critical factor is to achieve a minimum 30% overlap.

See pages 173–187 for useful formulas and information.



How to order:

Specify tip number.

Examples:

FL-5VS – Stainless Steel with VisiFlo color-coding

FL-5VC – Celcon with Stainless Steel vane and VisiFlo color-coding

Nozzle	bar	CAPACITY ONE NOZZLE IN l/min	l/ha 50cm						l/ha 100cm					
			4 km/h	6 km/h	8 km/h	10 km/h	15 km/h	20 km/h	4 km/h	6 km/h	8 km/h	10 km/h	15 km/h	20 km/h
FL-5VS FL-5VC	1.0	1.19	357	238	179	143	95	71	179	119	89	71	48	36
	1.5	1.43	429	286	215	172	114	86	215	143	107	86	57	43
	2.0	1.69	507	338	254	203	135	101	254	169	127	101	68	51
	2.5	1.81	543	362	272	217	145	109	272	181	136	109	72	54
	3.0	1.97	591	394	296	236	158	118	296	197	148	118	79	59
FL-6.5VS FL-6.5VC	1.0	1.56	468	312	234	187	125	94	234	156	117	94	62	47
	1.5	1.89	567	378	284	227	151	113	284	189	142	113	76	57
	2.0	2.14	642	428	321	257	171	128	321	214	161	128	86	64
	2.5	2.34	702	468	351	281	187	140	351	234	176	140	94	70
	3.0	2.56	768	512	384	307	205	154	384	256	192	154	102	77
FL-8VS FL-8VC	1.0	1.90	570	380	285	228	152	114	285	190	143	114	76	57
	1.5	2.29	687	458	344	275	183	137	344	229	172	137	92	69
	2.0	2.60	780	520	390	312	208	156	390	260	195	156	104	78
	2.5	2.89	867	578	434	347	231	173	434	289	217	173	116	87
	3.0	3.15	945	630	473	378	252	189	473	315	236	189	126	95
FL-10VS FL-10VC	1.0	2.37	711	474	356	284	190	142	356	237	178	142	95	71
	1.5	2.86	858	572	429	343	229	172	429	286	215	172	114	86
	2.0	3.39	1017	678	509	407	271	203	509	339	254	203	136	102
	2.5	3.62	1086	724	543	434	290	217	543	362	272	217	145	109
	3.0	3.93	1179	786	590	472	314	236	590	393	295	236	157	118
FL-15VS FL-15VC	1.0	3.56	1068	712	534	427	285	214	534	356	267	214	142	107
	1.5	4.29	1287	858	644	515	343	257	644	429	322	257	172	129
	2.0	4.84	1452	968	726	581	387	290	726	484	363	290	194	145
	2.5	5.43	1629	1086	815	652	434	326	815	543	407	326	217	163
	3.0	5.90	1770	1180	885	708	472	354	885	590	443	354	236	177

Note: Always double check your application rates. Tabulations are based on spraying water at 70°F (21°C).